


**ΥΠΟΥΡΓΕΙΟ ΕΘΝΙΚΗΣ ΠΑΙΔΕΙΑΣ
ΚΑΙ ΘΡΗΣΚΕΥΜΑΤΩΝ
ΠΑΙΔΑΓΩΓΙΚΟ ΙΝΣΤΙΤΟΥΤΟ**

**Αντιγόνη Μπρατσόλη
Αγγελική Διαμαντίδου**



**Αγγλικά
Δ΄
Δημοτικού**

**Βιβλίο Μαθητή
Τόμος 1ος**

**Αγγλικά
Δ' Δημοτικού
Βιβλίο Μαθητή
Τόμος 1ος**

**Γ' Κ.Π.Σ. / ΕΠΕΑΕΚ II / Ενέργεια 2.2.1 /
Κατηγορία Πράξεων 2.2.1.α:**

**«Αναμόρφωση των προγραμμάτων
σπουδών και συγγραφή νέων
εκπαιδευτικών πακέτων»**

ΠΑΙΔΑΓΩΓΙΚΟ ΙΝΣΤΙΤΟΥΤΟ

Δημήτριος Γ. Βλάχος

Ομότιμος Καθηγητής του Α.Π.Θ

Πρόεδρος του Παιδαγωγ. Ινστιτούτου

**Πράξη με τίτλο: «Συγγραφή νέων
βιβλίων και παραγωγή**

**υποστηρικτικού εκπαιδευτικού υλικού
με βάση το ΔΕΠΠΣ και τα ΑΠΣ για το
Δημοτικό και το Νηπιαγωγείο»**

Επιστημονικός Υπεύθυνος Έργου

Γεώργιος Τύπας

Σύμβουλος του Παιδαγ. Ινστιτούτου

Αναπληρωτής Επιστημ. Υπεύθ. Έργου

Γεώργιος Οικονόμου

Σύμβουλος του Παιδαγ. Ινστιτούτου

**Έργο συγχρηματοδοτούμενο 75% από
το Ευρωπαϊκό Κοινωνικό Ταμείο και
25% από εθνικούς πόρους.**

ΣΥΓΓΡΑΦΕΙΣ

Αντιγόνη Μπρατσόλη,
Εκπαιδευτικός
Αγγελική Διαμαντίδου,
τ. Σχολική Σύμβουλος

ΚΡΙΤΕΣ-ΑΞΙΟΛΟΓΗΤΕΣ

Χριστίνα Αγιακλή,
Σχολική Σύμβουλος
Ελένη Μπιντάκα,
Σχολική Σύμβουλος
Τρισεύγενη Γιάνναρη,
Εκπαιδευτικός

ΕΙΚΟΝΟΓΡΑΦΗΣΗ

Ανδρέας Κατσαούνης,
Σκιτσογράφος - Εικονογράφος

ΦΙΛΟΛΟΓΙΚΗ ΕΠΙΜΕΛΕΙΑ

Αργυρή Αποστολίδου, *Φιλολόγος*

ΥΠΕΥΘΥΝΟΙ ΤΟΥ ΜΑΘΗΜΑΤΟΣ

ΚΑΤΑ ΤΗ ΣΥΓΓΡΑΦΗ

**Ιωσήφ Ε. Χρυσόχοος, Πάρεδρος
ε.θ. του Παιδαγωγικού Ινστιτούτου**

Πέτρος Μπερερής,

***Σύμβουλος του Παιδαγωγικού
Ινστιτούτου***

ΥΠΕΥΘΥΝΗ ΤΟΥ ΥΠΟΕΡΓΟΥ

Άννα Σιγανού, Εκπαιδευτικός

ΑΝΑΔΟΧΟΣ

ΕΛΛΗΝΙΚΑ ΓΡΑΜΜΑΤΑ

ΠΡΟΕΚΤΥΠΩΤΙΚΕΣ ΕΡΓΑΣΙΕΣ

ACCESS Γραφικές Τέχνες Α.Ε.

**ΠΡΟΣΑΡΜΟΓΗ ΤΟΥ ΒΙΒΛΙΟΥ ΓΙΑ
ΜΑΘΗΤΕΣ ΜΕ ΜΕΙΩΜΕΝΗ ΟΡΑΣΗ**

Ομάδα Εργασίας

Αποφ. 16158/6-11-06 και

75142/Γ6/11-7-07 ΥΠΕΠΘ

**ΥΠΟΥΡΓΕΙΟ ΕΘΝΙΚΗΣ ΠΑΙΔΕΙΑΣ
ΚΑΙ ΘΡΗΣΚΕΥΜΑΤΩΝ
ΠΑΙΔΑΓΩΓΙΚΟ ΙΝΣΤΙΤΟΥΤΟ**

**Αντιγόνη Μπρατσόλη
Αγγελική Διαμαντίδου**

**ΑΝΑΔΟΧΟΣ ΣΥΓΓΡΑΦΗΣ:
ΕΛΛΗΝΙΚΑ ΓΡΑΜΜΑΤΑ**

**Αγγλικά
Δ΄ Δημοτικού**

Βιβλίο Μαθητή

Τόμος 1ος

Αγαπητά μας παιδιά,
Ελπίζουμε ότι το βιβλίο που κρατάτε στα χέρια σας θα σας βοηθήσει να μιλήσετε και να γράψετε στα Αγγλικά αλλά και να έρθετε σε επαφή με τους πολιτισμούς Αγγλόφωνων και άλλων λαών και να αναγνωρίσετε τις ομοιότητες και τις διαφορές που έχουν με το δικό μας πολιτισμό. Στο βιβλίο αυτό θα χρησιμοποιήσετε τα Αγγλικά για να ασχοληθείτε με διάφορα θέματα αξιοποιώντας τις γνώσεις και τις ικανότητες που έχετε αποκτήσει μέσα από άλλα σχολικά μαθήματα, όπως η Γλώσσα, η Ιστορία, τα Μαθηματικά, η Μελέτη Περιβάλλοντος, η Γυμναστική, η Μουσική και τα Καλλιτεχνικά. Θα εκμεταλλευτείτε τις γνώσεις και τις ικανότητές σας αυτές για να φτιάξετε σχέδια

εργασίας (projects), συμμετέχοντας σε αυτά ατομικά ή ομαδικά. Θα περάσετε ευχάριστα χρησιμοποιώντας τα Αγγλικά σε παιχνίδια, τραγούδια και χορό.

Το βιβλίο σας έχει 10 κεφάλαια και το κάθε κεφάλαιο έχει 3 μαθήματα. Στα δυο πρώτα μαθήματα κάθε κεφαλαίου υπάρχουν περιστατικά από τη ζωή μιας ομάδας συμμαθητών στην Δ΄ τάξη ενός διεθνούς σχολείου. Το τρίτο μάθημα είναι σχέδιο εργασίας σχετικό με το θέμα του κεφαλαίου. Στο τέλος κάθε κεφαλαίου θα μπορείτε να αξιολογείτε τι έχετε μάθει κάνοντας ένα τεστ, όπου θα βαθμολογείτε εσείς οι ίδιοι τους εαυτούς σας. Ακόμα θα έχετε τη δυνατότητα να γυρίσετε στα παραρτήματα για να μάθετε περισσότερα για τη

γραμματική, να γράψετε το βασικό λεξιλόγιο κάθε κεφαλαίου αλλά και να κάνετε πιο εύκολο το διάβασμά σας εφαρμόζοντας τις στρατηγικές μάθησης που αναφέρονται στο εξώφυλλο κάθε κεφαλαίου.


Σας ευχόμαστε Καλή Σχολική Χρονιά και Καλή Πρόοδο ελπίζοντας ότι σας προσφέρουμε ένα βιβλίο που θα σας βοηθήσει να μάθετε Αγγλικά αλλά κυρίως να αγαπήσετε αυτή τη γλώσσα και τον πολιτισμό της.

Οι συγγραφείς του βιβλίου

And don't forget! In the English class... try to speak in English and don't be afraid to make mistakes! Mistakes can help you learn! ...be smart! Look out and listen for key words! ...use your glossary or a dictionary! ...ask your teacher or your classmates for help and make your own study plan to organize your ideas and thoughts. ...try to read books or magazines in English and never stop trying!



Unit 1: Back to school



Hello. I'm Andrew and this is my new school. Come in and meet my new friends and my teachers





Today we've got History. English...

In this unit you will learn to:

- ✓ Describe your school and your classroom
- ✓ Talk about your timetable and school subjects
- ✓ Use numbers from 20 to 99

Strategy corner – Vocabulary

 When I find a word I don't know	Yes	No
I ask my teacher for the Greek word		
I go home and look it up in a dictionary/my glossary		
I try to guess its meaning		
I can still understand the text, so it's OK		

 When I revise and try to learn new words....	Yes No
I study from a dictionary / my glossary	
I read the texts in my book again and try to remember what the words mean	
I put the words into groups, it helps me remember	
It helps me to match words to pictures	
It helps me to translate in Greek	

Lesson 1: A new student in class


1



Warm – up

✳ Look around your classroom.
What is there? Can you make a list?



2**Listen, read and find**

Andrew is a new student in the school. Listen, read and find out: “How many students are there in his class?”

Hi! I'm Andrew and I'm a new student in the school. I'm in D class. I'm from Oxford, England. My mother is English and my father is Greek. My new school is very nice. It's big with large, sunny classrooms, a large playground, a basketball court, a computer room and a music room. There are 25 students in my class. My teacher's name is Mrs Stathaki.





You've got 1 minute to find the secret word. It's Andrew's surname. Write the word:

..... Then, count the letters and write down your score:

.....

3



New Words!



10 = ten

60 = sixty

20 = twenty

70 = seventy

30 = thirty

80 = eighty

40 = forty

90 = ninety

50 = fifty



4



Listen and sing



Ten, twenty, thirty, forty
Ooh, I want to have a party
Fifty, sixty, seventy, eighty
With Andrew, Sophia,
Nick and Betty
And another ten is ninety
Come, my friends, come to my
party!



Ten, twenty,
thirty, forty
Ooh, I want
to have a party
Fifty, sixty,
seventy, eighty

With Andrew, Sophia, Nick and Betty

And another ten is ninety
 Come, my friends, come to my
 party!

5



Read and write



This is part of a survey on the number of pupils in Andrew's school for the school newspaper. Can you help Andrew and his classmates fill in the blanks? In the total, write words, **not** numbers.

Class	A'	B'	Γ'	Δ'	E'	ΣΤ'	Total
Boys	10	15	12	9	13	14	
Girls	13	18	14	16	11	8	

In our school (1) are children from many different countries from around the world. There are (2) boys and (3) girls, in total. In Δ´ class there are (4) children, (5) boys and (6) girls.

6 😊 **Let's play!**

Break my code

	1	2	3	4
1	A	B	C	D
2	E	F	G	H
3	I	J	K	L
4	M	N	O	P
5	Q	R	S	T
6	U	V	W	X
7	Y	Z		

Every letter has got a number. Look: e.g. A is 11, N is 42, W is 63



Can you break this code?

11-42-14-52-21-63

31-53

62-21-52-71

24-11-44-44-72

11-54

24-31-53


42-21-63

53-13-24-43-43-34

.....
.....
.....
.....



Now make a short message in the secret code. Dictate it to your classmate sitting next to you. Tell him/her to write it on a piece of paper. Can he/she break your code?



.....



.....

7



Listen and speak

Andrew wants to meet some of his new friends at school but he doesn't know which their classrooms are. Listen to his friends talking about their classrooms. Can you help him find them? Write numbers in the boxes. Which of these classrooms do you like and why? Tell the class.

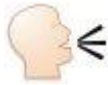




C. .



8



Speak and write

Can **you** talk about your school now? What is there? Is there a playground, a basketball court, a music room, a computer room? How many classrooms are there? How many students are there in your class and how many teachers are there in the school? Write down your answers and use them to talk about your school to a pen friend (look at lesson 3 and see how you can find one) or a cousin who lives in Australia, Canada or the USA.



.....
.....
.....

Remember!	Affirmative	
	Long form	Short form
Singular	There is	There's
Plural	There are	There're

Remember!	Negative	
	Long form	Short form
Singular	There is not	There isn't
Plural	There are not	There aren't

Remember!	Interrogative
Singular	Is there?
Plural	Are there?

Lesson 2: My timetable

1



Warm – up

*** Do you know the days of the week? What day is it today? What day is it tomorrow? What is your favourite day and why? On which days do you have English classes at school? Are they your favourite days, too?**

2



Listen, read and find

Andrew is talking to us about his school programme. Listen, read and find out:

“Why does Andrew like History?”



Hello! It's me, Andrew, again! This is our timetable for this year. My favourite days are Tuesday and Wednesday. We've got History and it's my favourite subject. I like it because we can learn about ancient Greece. What about you, Nick? Which is your favourite day? Have you got a favourite subject?

Well, my favourite day is

Name: Andrew Marinellis **Class:** D

	Monday	Tuesday
8.10-8.55	Language	Language
8.55-9.40	Language	Language
9.40-10.00	break	
10.00-10.45	Maths	History
10.45-11.30	Environmental Studies	Physical Education
11.30-11.45	break	
11.45-12.30	English	Music
12.30-12.40	break	
12.40-13.15	Religious Education	Environmental Studies

	Wednesday	Thursday
8.10-8.55	Language	Language
8.55-9.40	Language	Language
9.40-10.00	break	
10.00-10.45	Maths	Environmental Studies
10.45-11.30	English	Maths
11.30-11.45	break	
11.45-12.30	History	Physical Education
12.30-12.40	break	
12.40-13.15	Environmental Studies	Art

	Friday
8.10-8.55	Language
8.55-9.40	Maths
9.40-10.00	break
10.00-10.45	Religious Education
10.45-11.30	English
11.30-11.45	break
11.45-12.30	Art
12.30- 12.40	break
12.40-13.15	Music



You've got 1 minute to find the secret word. It's Nick's favourite day. Write the word: Then, count the letters and write down your score:.....

3



New Words

Monday

Tuesday

Wednesday

Thursday

Friday

Saturday.

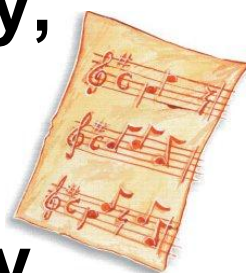
Sunday.

4



Listen and sing

Monday, Tuesday, Wednesday,
Thursday, Friday,
Saturday and Sunday, too
Monday, Tuesday, Wednesday,
Thursday, Friday,
Saturday and Sunday, too
Five days for school and two days
to play!



Five days for school
and two days to play!
Monday, Tuesday,
Wednesday,
Thursday,
Friday, Saturday and Sunday, too

5



Listen and write

Betty can't remember what day it is today. Look at the timetable, listen to the children talking and help her remember.



* Well, Betty, today is

.....



6



Write



Look at the pictures and say what subjects Andrew, Nick and Sophia



have got today. Write your answers here:

* Today Andrew, Nick and Sophia have got
.....
.....

7




Let's play!

What day is it?

Work in pairs. Look at the timetable and think of a day, but don't tell your friend. He/she will ask you questions and try to find the day. **But be careful!** You can only ask up to 4 questions!

Name: Andrew Marinellis **Class:** D

	Monday	Tuesday
8.10-8.55	Language	Language
8.55-9.40	Language	Language
9.40-10.00	break	
10.00-10.45	Maths	History
10.45-11.30	Environmental Studies	Physical Education
11.30-11.45	break	
11.45-12.30	English	Music
12.30-12.40	break	
12.40-13.15	Religious Education	Environmental Studies



	Wednesday	Thursday
8.10-8.55	Language	Language
8.55-9.40	Language	Language
9.40-10.00	break	
10.00-10.45	Maths	Environmental Studies
10.45-11.30	English	Maths
11.30-11.45	break	
11.45-12.30	History	Physical Education
12.30-12.40	break	
12.40-13.15	Environmental Studies	Art



	Friday
8.10-8.55	Language
8.55-9.40	Maths
9.40-10.00	break
10.00-10.45	Religious Education
10.45-11.30	English
11.30-11.45	break
11.45-12.30	Art
12.30- 12.40	break
12.40-13.15	Music

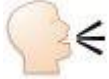
Student A: Have you got History today?

Student B: Yes, I have/No, I haven't

.....


Student A: Is it (Monday)?

Student B: Yes, it is/No, it isn't

8**Write and speak (+app.I)**

Write your timetable and send it to a pen friend (look at lesson 3 and see how you can find one) or a

cousin who lives in Australia, Canada or the USA. Which is your favourite day?



Name: **Class:** ...



	Monday	Tuesday
	break	
	break	
	break	



Wednesday

Thursday

	break	
	break	
	break	



	Friday
	break
	break
	break

Now look at Andrew's timetable and yours. Talk about the differences.

e.g “Andrew has got Maths on Monday but I’ve got Maths on Tuesday” or “Andrew has got Environmental Studies three times a week but I’ve got Environmental Studies four times a week”



Remember!	I’ve got (Maths) on Monday but I haven’t got (English)
	Andrew has got (Music) on Friday but he hasn’t got (History)
	Have you got (Art) on Wednesday? - Yes, I have/No, I haven’t

Lesson 3: This is my school!



Crosscurricular Project



Work in groups.
Find information
about **your school**
and make a poster
about it.

Draw a map of your
school on a poster.
Ask your teacher(s) or
the headteacher for
information about your
school and write it on
your poster. Answer
these questions:



- * Where is your school?**
- * How old is it?**
- * Is it big or small?**
- * How many floors are there?**
- * How many classrooms are there?**
- * Is there a large playground?**
- * Is there a computer room?**
- * Is there a music room?**
- * Are there any football fields or basketball courts?**
- * How many classes are there?**
- * How many teachers are there?**
- * How many pupils are there?**

▶▶ **Idea !** Do you want to find a pen friend from another European country? Visit the website of the European Schoolnet at www.eun.org/portal/index.htm. You can find a pen friend in the Partner Finding Forum. Ask your pen friend what his/her school looks like. Tell him/her about your school using the information in your project and ask him/her to send you information about his/her school, too.

▶▶ **Idea !** You can also look for pictures of schools in Great Britain surfing this site: <http://www.schoolswebdirectory.co.uk/>. You can get a link to sites of schools in Great Britain. Look at the pictures of the schools (sometimes there are maps of the school, too) on their sites and check the differences.

▶▶ Μπορείς να πας στο **glossary** και να συμπληρώσεις τις σημασίες των καινούργιων λέξεων στα Ελληνικά και στο **grammar corner** για να δεις τη γραμματική αυτού του κεφαλαίου.

* Self-Assessment test

* Τεστ-Αυτοαξιολόγησης

1) Look at the picture and fill in the missing words:



1. There a computer on the desk.
2. There a chair near the desk.
3. There a cat under the chair.
4. There two posters on the wall.
5. There a boy on the chair.

Points: / 10

2) Find the numbers:

1. twenty-three + forty-five =



2. thirty-eight + fifty-nine =

.....

3. fifty-six + nineteen =



.....

4. seventy-four - fifteen =

.....

5. fifty-seven + twenty-nine =

.....



6. fifty-two + thirty-one =

.....

7. ninety-nine – fifty-one =

.....

Points: / 7

3) Look at the dialogue of these two classmates and choose the correct subject in the timetable:

Αντώνης: Σταυρούλα, πες μου σε παρακαλώ τι έχουμε σήμερα μετά το πρώτο δίωρο της Γλώσσας;

Σταυρούλα: Έχουμε Ιστορία και αμέσως μετά Μαθηματικά.

Αντώνης: Και Αγγλικά έχουμε την πέμπτη ώρα;

Σταυρούλα: Ξέχασες ότι κάθε Παρασκευή έχουμε Αγγλικά την τελευταία ώρα; Την πέμπτη ώρα έχουμε Γυμναστική.

Friday	
1	Language / Maths / English
2	History / Language / English
3	Maths / History / Physical Education
4	Maths / Religious Education / Physical Education
5	Religious Education / Physical Education / English
6	Physical Education / History / English

Points: / 6

4) Find the seven days of the week:

J	H	I	S	I	P	L	U	T	T	F	R	E
S	U	N	D	A	Y	O	M	S	U	N	A	A
S	E	B	N	J	L	K	O	M	E	B	G	C
T	F	V	O	W	E	D	N	E	S	D	A	Y
H	A	D	S	C	F	I	D	L	D	M	Y	T
U	S	A	T	U	R	D	A	Y	A	N	B	H
R	O	M	H	V	I	A	Y	G	Y	F	A	W
S	E	S	U	D	D	K	L	P	Y	H	T	R
D	W	E	R	H	A	M	N	I	B	I	U	G
A	S	C	S	F	Y	K	O	L	I	N	A	T
Y	H	O	W	S	L	L	P	T	U	E	K	M

Points: / 7

5) Read and put a ✓ or a ✗ in the boxes. Then, write the numbers:

Αγαπητά μας παιδιά,
Θα ήθελα ως διευθυντής του σχολείου να σας μιλήσω για το

καινούργιο κτήριο που θα χτιστεί και στο οποίο θα μεταφερθούμε την επόμενη σχολική χρονιά. Το καινούργιο σχολείο μας θα είναι πολύ σύγχρονο. Θα έχει 15 αίθουσες διδασκαλίας και μια αίθουσα ηλεκτρονικών υπολογιστών. Επίσης, θα υπάρχουν δυο γήπεδα μπάσκετ και μια μεγάλη αυλή με δέντρα και παγκάκια.....

basketball court number:

.....

music room number:

.....

classrooms number:

.....

playground number:

.....

computer room number:

.....

Points: / 10

Total: / 40

48 / 20

**CIRCLE THE CORRECT FACE AND
TALK ABOUT WHAT YOU CAN DO**



**I can talk about the things
in my classroom**



**I can use the words for
places in my school**



**I can use the numbers from
20 to 99**



**I can use the days of the
week**



**I can talk about my
timetable**

Unit 2: Back to school





In this unit you will learn to:

- ✓ Talk about your favourite sports and hobbies
- ✓ Talk about your friend's favourite sports and hobbies



Strategy corner – Reading

 When I read a text for the first time	Yes	No
I look at the pictures, they help me understand what it's about		
I read it and try to understand every word		
I always ask my teacher for the meaning of unknown words to understand the text		
I don't worry about unknown words, I try to guess their meaning		

 When I revise a text.....	Yes No
I study the new words before reading the text again	
I translate the text in Greek	
When I don't remember what a word means, I try to guess the meaning from the text	

Lesson 1: My favourite sport

1



Warm – up.

✦ Do you like sports? Which is your favourite sport? Tell your classmates and then find the five most popular sports in class. Write words for sports on the board.



2



Listen, read and find.

Now listen to the children. They are in the playground and they are talking to their Physical Education teacher, Mr Papadakis. Listen, read and find out: “Does Andrew like football?”

Thursday
Language
Language
Break
Environmental Studies
Maths
Break
Physical Education
Break
Art



Mr Papadakis: OK kids! Today is free day for sports!

Nick, Andrew, Omar: Wow!

Nick: Come on, Andrew! Let's play football!

Andrew: I don't like football very much.

Nick: You don't like football? The English love it!

Andrew: Well, I like basketball.

Omar: Yes, let's play basketball! I like it, too.

Mr Papadakis: Ready? So, what do you want to play?

Omar: Basketball, sir.

Mr Papadakis: OK, let me give you a basketball.

Nick, Andrew, Omar: Yeahhh!!!!



You've got 1 minute to find the secret word. It's Mr Papadakis's favourite sport. Write the word: Then, count the letters and write down your score:.....

3



New Words!

Match the pictures to the words:

1.  a. playing football
2.  b. playing volleyball
3.  c. playing basketball
4.  d. playing tennis
5.  e. swimming
6.  f. windsurfing
7.  g. climbing
8.  h. horse riding
9.  i. cycling
10.  j. sailing

- 1) 2) 3)
 4) 5) 6)
 7) 8) 9)
 10)


4  **Write and Speak**

Which sports do you like? Write down the sports you like and don't like and then tell your classmates.



*** I like
 but I don't like**

5  **Listen and sing.**



**I like climbing a mountain
 I like playing football
 I'm a sporty fellow
 And that's who I am!**



**I like playing tennis,
I like horse riding
I'm a sporty fellow
And that's who I am!**



**I like playing basketball
I like playing volleyball
I'm a sporty fellow
And that's who I am!**



**I like windsurfing
I like swimming
I'm a sporty fellow
And that's who I am!**

**I like climbing a mountain
I like playing football
I'm a sporty fellow
And that's who I am!**



I like playing tennis,
I like horse riding
I'm a sporty fellow
And that's who I am!



I like playing basketball
I like playing volleyball
I'm a sporty fellow
And that's who I am!



I like windsurfing
I like swimming
I'm a sporty fellow
And that's who I am!

6



Listen and write.

Andrew wants to know which sports his new classmates like. Can you help him? Listen and find out.

* John likes

.....

* Julia likes

.....
* Maria likes

.....
* Lucy likes

.....
* Ted likes.....
.....

7  ↔ **Read and match (+app. I).**

Match the words for the sports to the pictures:

- 1. cricket,
- 2. rugby,
- 3. hockey,
- 4. tae kwon do,
- 5. football,
- 6. baseball



1)....., 2)....., 3)....., 4)....., 5)....., 6).....

Which of these countries are the sports popular in? (in some countries people like two or three sports).

**Great Britain, Brazil, USA,
Greece, India, Korea**

- * What do you know about these sports? How can we play them? If you know how to play one of these sports, stand up and show the class.**
- * Do people like/play them in Greece? Do you know other sports that people like in other countries?**

►► **Idea!** Would you like to learn to play a new sport? Find out about sports in other countries and organize games at school. You can ask your Physical Education teacher to show you how to play some of these sports.

8



Let's play!.

Toss the ball!



Have you got a small ball? (If not, you can make one with some paper and some cellotape). Play the game in 2 groups. One pupil from each group thinks of a sport, but doesn't tell his/her classmates what it is. He/she throws the ball to one of his/her classmates in the other group. This pupil asks a question to

guess the sport and throws the ball back, when he/she gets the answer. Then the first pupil throws the ball to another classmate for another question and so on. You can ask up to **5 questions** to guess the sport. Your team gets **one point** for a correct guess. The first team to get **5 points** is **the winner**. Look at these examples for questions:

- ★ Have you got a ball?
- ★ Have you got a horse?
- ★ Do you go to the sea?
- ★ Is your ball black and white? Is it big?
- ★ Have you got a racket?



Lesson 2: Have you got a hobby?

1



Warm – up.



**Have you got a hobby?
Tell the class about it
and try to find what
the English word for it is. Do you
collect things? Talk to the class
about your collection. Do you know
any strange hobbies/collections?
Which are they? Have you and your
friends got the same hobbies?**



2



Listen, read and find.

**Sophia and her friend Olina, from
Thessaloniki, have got the same
hobby, dancing. This is what
Sophia is telling Andrew about**

**Olina. Listen, read and find out:
“What’s Olina’s favourite food?”**

**Hi, Andrew! Look!
I’ve got a letter from
my pen friend, Olina.**



Well, she **is ten and she
likes **p**ainting, dancing
and **r**eading books, but
she doesn’t like
collecting things. **H**er
favourite food is pizza
and **h**er favourite
colours are pink and
red. She can speak and
write English. Have you
got a pen **f**riend?**



**Really?
Tell me about her!**



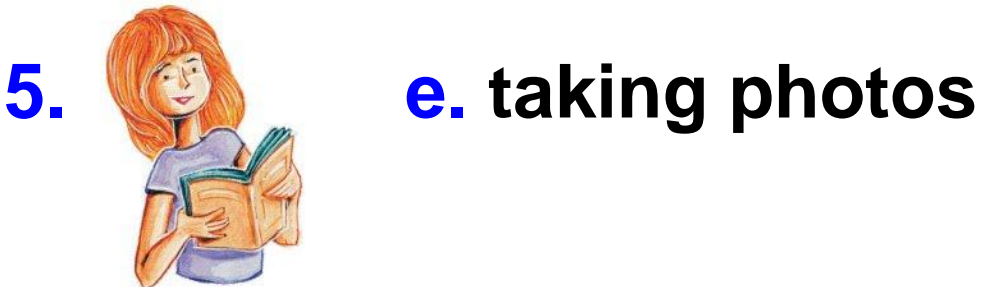

You've got 1 minute to find the secret word. It's Olina's second favourite food. Write the word:Then, count the letters and write down your score:.....

3



New Words!.

Match the words/phrases to the pictures:



1)....., 2)....., 3)....., 4)....., 5)....., 6).....

4



Write and Speak.

Tell your classmates about your hobbies.

*** I like.....but I don't like.....**

Now look at how Sophia talks about Olina's hobbies.

Can you talk about your friend's hobbies, too? Ask your classmate at the same desk what his/her hobby is. Write about it. Then report to the class.

*** My friend likes..... but he/she doesn't like**

5**Tick and speak.**

What do you think about these hobbies? Look at this chart and tick the boxes. Then report your answers to the class. Look at the example: “I don’t like collecting tree leaves. I think it’s boring” or “I like collecting football cards. I think it’s fun”



Hobby	interesting	boring	strange	fun
collecting tree leaves				
making clothes for dolls				
collecting football cards				
collecting stamps				
reading books				
playing computer games				
taking photos				
making models				

There are some hobby clubs in Sophia and Andrew's school: the **Handicraft** club, the **Collections** club, the **Computer** club and the **Book** club. Where would each of these hobbies go? Which club would you like to join and why? Tell the class.

6



Listen and tick.

Listen to the information about these children's hobbies and put a ✓ or x in the correct boxes:

1. Lila likes listening to music

2. Sheila likes singing

3. Philip doesn't like watching TV

4. Harry likes playing board games

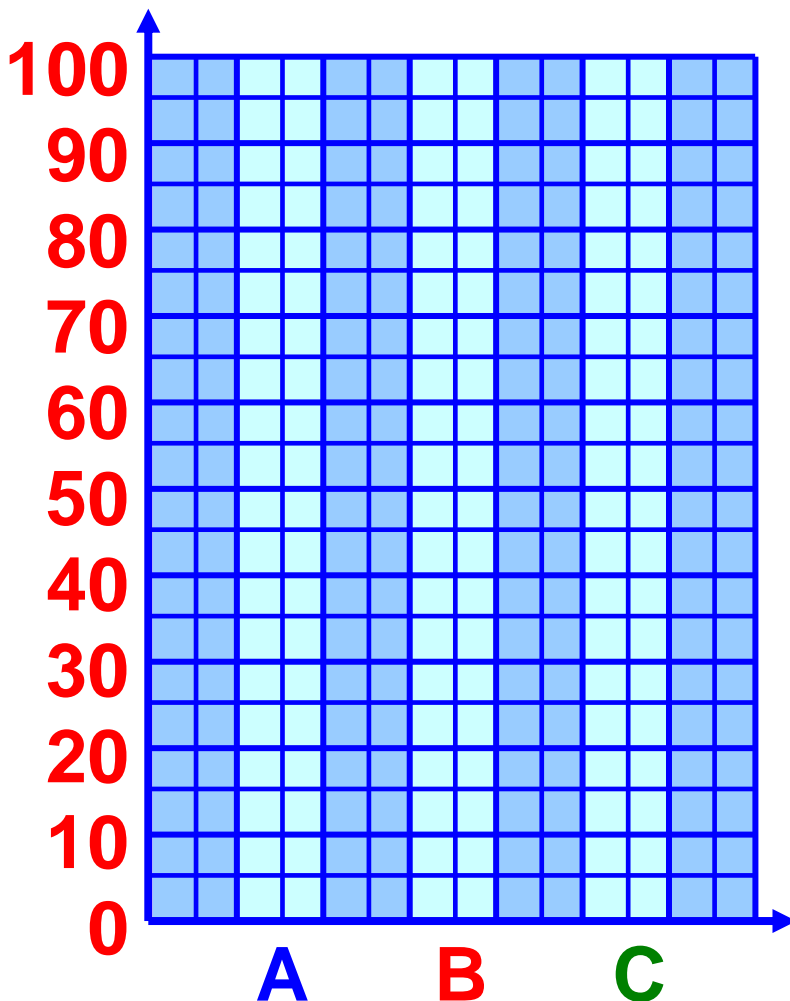
5. Sarah doesn't like dancing
ballet

6. Ted doesn't like reading books

Which of these hobbies do you like?

Carry out a mini class survey and find the three most popular hobbies.

THE MOST POPULAR HOBBIES





Pantomime: 'What do you like?'




Play the game in 2 groups. One pupil from each group comes to the board and

mimes a hobby. The other group tries to guess the hobby. If they guess correctly, they win one point. At the end of the game, the group with the most points is **the winner**.



You can choose among the hobbies on pages 25 and 26 or you can mime another hobby. Can your classmates find it? To find the hobby, ask: "Do you like"?" To answer, say: "Yes, I do" or "No, I don't".

Can you think of other hobbies and mime them?



Remember!

I like (cycling) but I don't like (playing basketball)

Do you like (playing football?) – Yes, I do /No, I don't

Kostas/Maria likes (swimming) but he/she doesn't like (sailing)

Lesson 3: The Olympic Games

Crosscurricular Project.



Project 1: Work in groups. Make small posters with pictures of ten Olympic sports. You can use photos from magazines or draw your own pictures. Write the name of the sport under its picture. Try to find names of athletes who are famous for doing these sports. You can find information in books or on the website of the Olympic Games, www.olympic.org , and you can download booklets with photos and information from the site of the Olympic Studies project of the Ministry of Education (Πρόγραμμα Ολυμπιακής Παιδείας, ΥΠΕΠΘ) at http://olympiakipaideia.instore.gr/index_gr.htm .

Look at these examples:



What do you know about these sports? Find information about them and write it in your poster. You can write about the number of the players, the country where this sport is popular, what you need to play it.

Project 2: Work in groups. Look in your History book and see if there are Olympic sports in Ancient Greece that are Olympic sports of today.

Find information on how Ancient Greeks did these sports and talk about the differences between then

and now. You can visit the site about the Olympic Games of the Ministry of Culture at

<http://odysseus.culture.gr/a/1/11/ga110.html>, or that of the Foundation

of the Hellenic World (Ίδρυμα Μείζονος Ελληνισμού) at

<http://olympics.ime.gr/>

►► **Idea!** You can ask your Physical Education teacher to organize 'School Olympic Games'. Maybe you can be a gold, silver or bronze medallist!

► Μπορείς να πας στο **glossary** και να συμπληρώσεις τις σημασίες των καινούργιων λέξεων στα Ελληνικά και στο **grammar corner** για να δεις τη γραμματική αυτού του κεφαλαίου.

★ **Self-Assessment test**

★ **ΤΕΣΤ-ΑΥΤΟΑΞΙΟΛΟΓΗΣΗΣ**

1) Match the pictures to the words:



a) basketball

b) volleyball

c) windsurfing

d) baseball

e) horse riding

f) cycling

g) cricket



1) 2) 3)

4) 5) 6)

7)

Points: / 7

2) Match and draw lines:

- | | |
|--------------|------------------|
| collecting ● | ● photos |
| watching ● | ● comics |
| going ● | ● computer games |
| reading ● | ● stamps |
| playing ● | ● TV |
| collecting ● | ● to the cinema |
| taking ● | ● tree leaves |

Points: / 7

3) Can you write sentences?



4. I



Points: / 8

4) This is a letter that Elias is sending to his friend, Thanasis, in Lamia. Read it and fill in the missing words to talk about what the children like/don't like:

Αγαπημένε μου φίλε Θανάση, χτες είχαμε πλάκα στην τάξη. Κάναμε μια έρευνα για το τι χόμπι έχουμε. Μερικά παιδιά έδωσαν τις πιο τρελές απαντήσεις που μπορείς να φανταστείς! Ο Κυριάκος είπε ότι του αρέσει να μαζεύει φύλλα δέντρων αλλά δεν του αρέσει να μαζεύει κάρτες ποδοσφαίρου, γιατί δεν αγαπά το ποδόσφαιρο! Η Αναστασία έχει για χόμπι να ακούει κλασσική μουσική

και δεν της αρέσει η ποπ! Και το πιο τρελό: Της Καίτης της αρέσει να παίζει επιτραπέζια (τι βαρετό!) αλλά δεν της αρέσει να παίζει παιχνίδια στον υπολογιστή, γιατί κάνει, λέει, κακό στα μάτια! Εγώ τουλάχιστον έχω πιο φυσιολογικά χόμπι: μου αρέσει να βλέπω τηλεόραση και να διαβάζω κόμικς.....

Ο φίλος σου Ηλίας

* Kateplaying computer games.

* Elias watching TV and reading comics.

* Kyriakos..... collecting tree leaves but he collecting football cards.

* Anastasia listening to classical music.

Points: / 10

5) Answer these questions about yourself:

*** Do you like playing football?**

.....

*** Do you like collecting tree leaves?**

.....

*** Do you like swimming?**

.....

*** Do you like climbing?**

.....

Points: / 8

Points: / 40

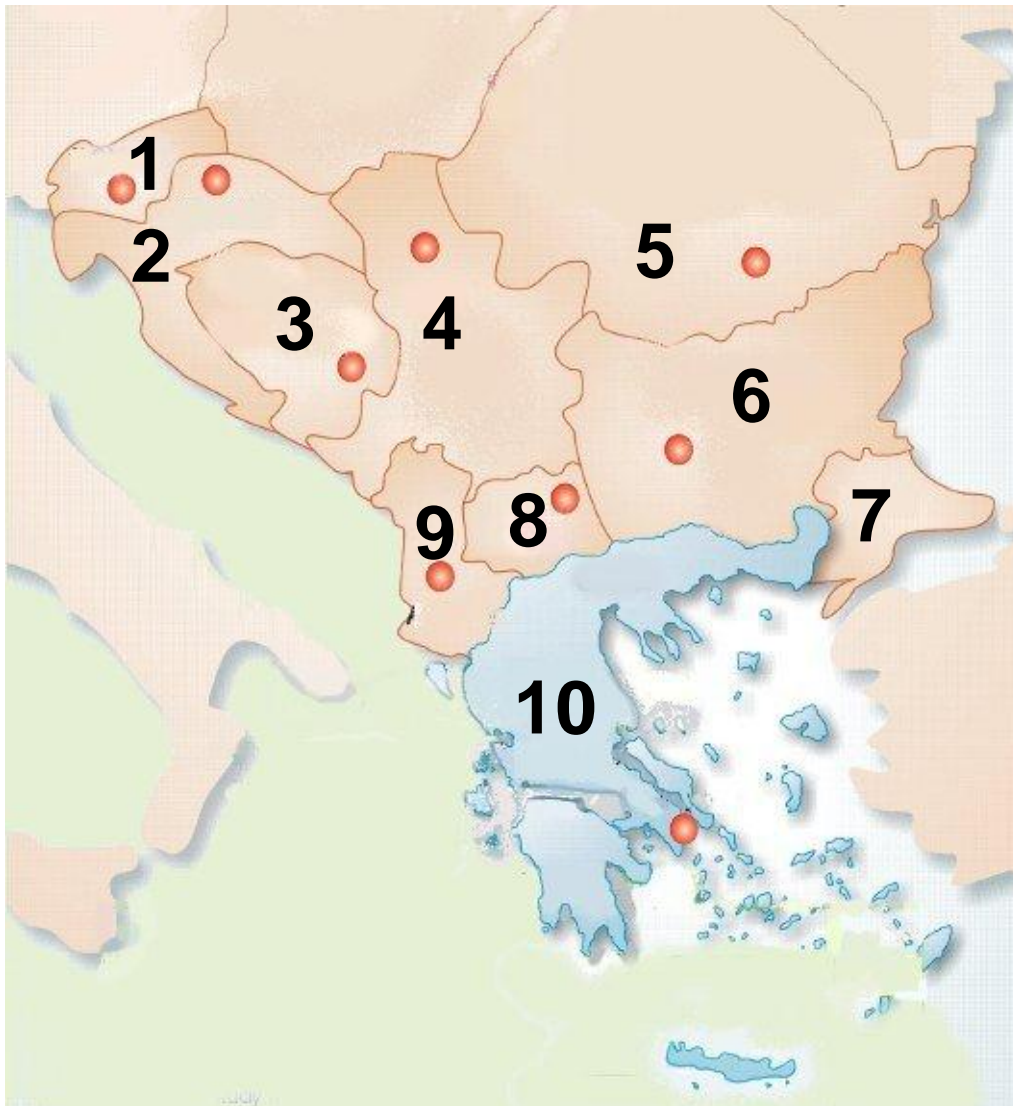
CIRCLE THE CORRECT FACE AND TALK ABOUT WHAT YOU CAN DO

 **I can use words for sports and hobbies**

 **I can talk about the sports or hobbies I like or don't like**

 **I can talk about which sports or hobbies my friends like**

Unit 3: This is where I live




1	SLOVENIA
2	CROATIA
3	BOSNIA AND HERZEGOVINA
4	SERBIA
5	ROMANIA


6	BULGARIA
7	TURKEY
8	FYROM
9	ALBANIA
10	GREECE

In this unit you will learn to:

- ✓ Ask and answer about nationality
- ✓ Talk about laces/buildings/facilities in your area/village/town/city

Strategy corner – Listening

 When I do a listening task...	Yes	No
I try to understand the general meaning of the listening text		
I don't know all the words but it's OK if I can understand		
I try to listen for key words		

 When I do a listening task..	Yes	No
I need to study the questions before listening		
If I can't understand a lot, I ask my teacher to play the CD again		

Lesson 1: My country

1



Warm – up

✳ Which is the name of your country? Which is the capital city? Do you know any other European countries? What are their names in English?

2



Listen, read and find

Andrew's classmates, Nick and Sophia want to know about his country. Listen, read and find out: "Which city is Andrew from?"



Sophia: Well, Andrew, tell us about your country. Where is it?

Andrew: It's in Europe, like Greece. Its name is the 'United Kingdom'. It's in the North-West part of Europe. And there are four parts in it: England, Wales, Scotland and Northern Ireland.

Nick: And you are from Oxford, right?

Andrew: Yes, it's a city near London, the capital. It's in England.

Sophia: Can you tell us more about your country?

Andrew: It's a beautiful country. There are a lot of mountains, rivers and trees.

Sophia: Greece is beautiful, too. There are mountains, rivers, trees and beautiful beaches.

Nick: Oh, yes! Beaches!.....

Andrew: The sea!.....Greece is beautiful!



**You've got 1 minute to find the secret word. It's a famous place in Oxford. Write the word:.....
Then, count the letters and write down your score:.....**

3



Speak and Write

Go to appendix IV. Look at map 1. Which is this country? What language do people speak there? Which is the capital city?

Country:.....

Capital City.....

Language.....

Now look at maps 2 and 3 in appendix IV and work in groups of 5. Look at the cities on the map. They are capital cities of five countries: **Egypt, China, Italy,**

Albania and **Cyprus**. Match the capital cities to the countries and write your answers:



Country:
Capital City:



Country:
Capital City:



Country:
Capital City:




Country:
Capital City:



Country:
Capital City:

4



Speak

Where are these children from?
Match the children to the countries:



1. Robertina



2. Marina



3. Lee



4. Emily



5. Omar

- a. Italy, b. the United Kingdom,
- c. Egypt, d. China,
- e. Greece

1) 2) 3)

4) 5)

Then turn to maps 2 and 3 in
appendix IV and find the countries.

Now, you are one of these children.
Draw his/ her face on your finger,
go around the class, introduce

yourself and ask: Hello! I'm from Egypt. I'm Egyptian. My name is Omar. Where are you from?

Use these words: Italian, British, Egyptian, Chinese, Greek

5   **Listen and write**

You are a postman and you've got letters for Andrew, Nick, Betty and Sophia from their pen friends, but you don't know which letter is for whom. Listen to the children talking about their pen friends and write the nationalities.

* Andrew: my pen friend is

.

* Nick: my pen friend is

.

* Betty: my pen friend is


.

✳ Sophia: my pen friend is
.....

6



Listen and sing



I'm from Greece, I am Greek. Where
are you from, where are you from?
I am from Italy, I am Italian. That's
who I am, that's who I am.



I'm from Egypt, I'm Egyptian. Where
are you from, where are you from?
I am from China, I am Chinese.

That's who I am, that's who I am.

I'm from England, I am English.

Where are you from, where are you
from?



I am from Albania, I am Albanian.
That's who I am, that's who I am.

7



Let's play!

Find the country!

Here are the flags of these countries. Play the game in pairs. Think of a flag but don't tell your classmate which one. He/she asks questions about the colours of the flags to guess which one it is. Look at this example:

Student A: Is it blue?

Student B: No, it isn't

Student A: Is it white?

Student B: Yes, it is

Student A: Is it green?

Student B: Yes, it is

Student A: So, it's the Italian flag!

But remember! You've only got five questions!



United Kingdom



Greece



Italy




Albania



China



Egypt



Remember!

**Where are you from?
I'm from (Greece). I'm
(Greek)**

**Where is Roberto from?
He is from (Italy). He is
(Italian)**

Lesson 2: My city

1



Warm – up

* Look at these places/buildings in a village/town/city. What can you do there?




- 1) house, 2) post office,
- 3) theatre, 4) museum,
- 5) cafe, 6) cinema,
- 7) shopping centre,
- 8) block of flats, 9) sports centre,
- 10) church, 11) bank,
- 12) supermarket, 13) park,
- 14) school



Nick and Sophia want to learn about Andrew's city. Listen, read and find out:

“What is Andrew's address in Athens?”



Nick: So, Andrew, tell me about your city in England. Is it a beautiful city?

Andrew: Oh, yes! Oxford is very beautiful! It's a very clean city and it's got a lot of flowers and trees. There aren't many blocks of flats but there are a lot of houses with gardens.

Sophia: And have you got in a house in Oxford?

Andrew: Yes, we've got a house with a small garden.

Sophia: Wow! Do you live in a house here in Athens?

Andrew: No, I live in a block of flats. It's at 28 Pefkonstreet.

Sophia: Really? We live in the same street! I live at 34 Pefkon street! We can come to school together in the morning!

Andrew: Yes! That's great!



You've got 1 minute to find the secret word. Andrew's flat is on this floor. Write the word:.....
Then, count the letters and write down your score:.....

3



Read and speak



**the bank is
next to the
cinema**



**the museum is
between the
theatre and the cafe**

Bond street



Baker Street



**the sports centre is on the corner
of Bond street and Baker street**

Now work in pairs. You both live in the same area. One of you is resident A and the other is resident B. Look at your picture, ask and answer about your area and complete the map. Look at this example:

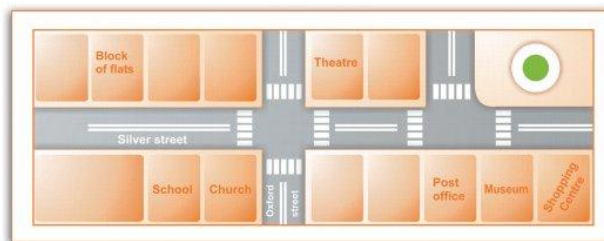
Resident A: Is there a supermarket next to the cinema?

Resident B: Yes, there is/No, there isn't.

When you find where a building is, write its name in the box. Write the names of seven buildings. The first pupil to write the names and complete the map is the winner!

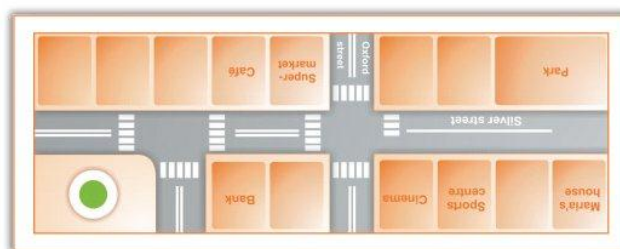
Resident A: Find these buildings on your map and fill in the empty boxes:

Maria's house,
sports centre,
cinema,
bank,
park, supermarket, café



Resident B: Find these buildings
on your map and fill in the empty
boxes:

block of flats,
theatre,
school,



church, post office, museum,
shopping centre

4



Write (tapp. I)

**Write about your area and tell the
class:**


* In my area there is a(n)
..... It's (next
to/between/on the corner of)

There is a(n)
....., too. It's (next
to/between/on the corner of)

5   **Write and tick**

Look at these photos and listen to what Greta is saying about her city. Find her city and put a ✓ in the box.

1.




2.



3.



4.



6



Let's play!

Around Greece:

Play this game
in groups of 5
pupils.

Throw the dice
follow the
instructions
and move on
the squares.

The first pupil
to get to the
end is the winner!





**Have you got a dice? No?
Don't worry! Look!
This is how you can make
one!**

How to play the game

**Start the game by putting all the
pawns on number 1 and follow the
instructions for each number:**

You are on number...	If you throw 1, 2, 3...	If you throw 1, 2, 3...
1	You want to visit the White Tower in Thessaloniki. Miss a turn	You want to see the Royal Tomb of King Philippos of Macedonia at Vergina. Go to number 2

2	You want to see the ancient theatre of Dodoni. Go to number 3	The site of the Royal Tomb of King Philippos at Vergina is closed. Go back to number 1
3	The museum at Vergina is now open. Go back to number 2 and see the King's golden wreath	You want to visit Delphi to see the statue of Iniohos. Go to number 4
4	It's time to visit the Acropolis in Athens. Go to number 5	You want to watch a Greek play at the theatre of Dodoni. Go back to number 3

5	You want to sit on Pythia's throne. Go back to number 4	You want to visit the ancient theatre of Epidavros. Go to number 6
6	You want to visit Olympia and see the stadium of the first Olympic Games. Go to number 7	You want to see the marbles of the Parthenon at the Acropolis museum. Go back to number 5
7	You want to climb the stairs of the ancient theatre of Epidavros. Go back to number 6	You want to see the palace of Minos at Knossos. Go to number 8

8 You want to run at the ancient stadium of Olympia.
Go back to number 7

Congratulations!
Go to number 9 and visit the temple of Aphaea on the island of Aegina!
You are the winner!

Lesson 3: Let's talk about Greece



Crosscurricular Project



Work in groups. Look in books or atlases and find an area or a city / town in your favourite part of Greece. Draw or find a map of this area/city/town and look for information about it. Make a poster.



Here are some questions you can answer:

✳ Where is it? (Is it near the sea, near a lake or a river or on a mountain?)

✳ Is it in the southern/northern/eastern /western part of Greece?

- * If it is a large area, which are the important cities/towns in it?**
- * Are there any mountains, lakes, rivers in this area?**
- * Which sights can you see there?**
- * What can you eat there? Are there any famous products of this area?**
- * Are there any festivals that you can go to?**
- * Are there any rare animals that live there?**
- * Are there any rare trees, plants that you can see there?**

You can look at the website of the Greek National Tourism Organisation (GNTO). It is www.gnto.gr. You can also look at the website of the Ministry of Culture. It is www.culture.gr

Look at this example:



Name: Central Macedonia

Capital city: Thessaloniki

Other important cities:

**Katerini, Serres, Kilkis,
Edessa, Veria, Naousa,
Polygyros**

**Sights: the Royal Tomb of King
Philippos of Macedonia in Vergina,
the White Tower in Thessaloniki,
the Macedonian Tombs at Pella, the
ancient city of Dion near Katerini**

**Mountains: Olympos, Athos,
Vermio, Paggeo, Pieria**

Lakes: Volvi, Doirani, Kerkini

Festivals: the Carnival in Naousa

**Rare animals: the brown bear on
the mountains near Florina, the
Greek wolf on Pindos**

(Simplified and abridged from

www.gnto.gr and www.culture.gr)



Μπορείς να πας στο **glossary** και να συμπληρώσεις τις σημασίες των καινούργιων λέξεων στα Ελληνικά και στο **grammar corner** για να δεις τη γραμματική αυτού του κεφαλαίου.

✳ **Self-Assessment test**

✳ **Τεστ-Αυτοαξιολόγησης**

1) Look at the flags and write the countries:



1)..... 2)..... 3).....



4)..... 5)..... 6).....

Points / 6

2) Write the nationalities:

1. Amir is from Egypt. He is

.....

2. Claudio is from Italy. He is

.....

3. Tina is from Albania. She is

.....

4. Yang is from China. He is

.....

5. Julia is from the U.K. She is

.....

6. Giorgos is from Greece. He is

.....

Points / 6

3) What can you see in this picture?
Find the hidden words:



1. hsoue=.....,

2. psot oifcfe=.....,

3. tehrtae=,

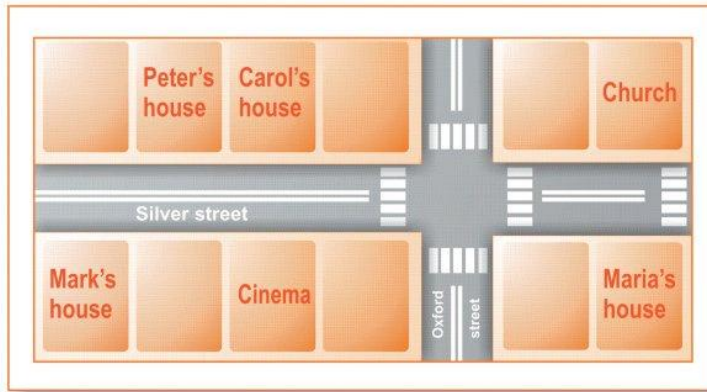
4. meusum=,

5. cfai.....,
6. cenima=,
7. sophnipg cnerite=,
8. boclk of ftals=
.....,
9. sorpts cnerite=
.....,
10. cruhch=,
11. bnak=,
12. serpmurekat=
.....,
13. prak=,
- 14.sohcol=

Points / 14

4) Read the information and write the missing words/phrases in the empty boxes. Use these words /phrases:

Robin's house, bank, Patrick's house, Rita's house, Simon's house, post office



- ✿ **Maria's house is next to Robin's house**
- ✿ **Carol's house is between Peter's house and the bank**
- ✿ **Patrick's house is on the corner of Silver street and Oxford street, next to the cinema**
- ✿ **Rita's house is between the cinema and Mark's house**
- ✿ **Simon's house is next to Peter's house**
- ✿ **The post office is next to the church**

Points / 6

**5) What's your dream city like?
What is/isn't there in it? Write about
it.**

In my dream city there

.....
.....
.....

but there

.....
.....
.....



Points / 8

Total: / 40

**CIRCLE THE CORRECT FACE AND
TALK ABOUT WHAT YOU CAN DO**

   I can use the names of
countries, capital cities and
nationalities

   I can talk about places/
buildings in a village/town/city

   I can talk about important
places in my country

Unit 4:


Time



In this unit you will learn to:

- ✓ Ask and answer about time
- ✓ Talk about months and seasons
- ✓ Ask and answer about the weather
- ✓ Talk about what we do in different months/seasons in the year

Strategy corner – Speaking

 When I do a speaking task...	Yes	No
I find it difficult, I don't know what to say		
I am afraid of making mistakes		
If I need to use a word I don't know, I try to use another one		
I don't mind making mistakes, if my friends and my teacher can understand what I'm trying to say		
I don't mind making mistakes in front of my teacher, only he/she can correct them		
I don't like making mistakes in front of my classmates		

Lesson 1: Happy Birthday!

1



Warm – up

* How old are you? When is your birthday?



* Have you got a name day? When is it?

* Which is your favourite season and why?

* Can you tell the time? What time is it now? What time do you come to school every day? What time do you go home?

2



Listen, read and find.

One of Andrew's friends is having a party on Saturday. Listen, read and find out: "Who is having the party and why?"

Come to my party!



Come to my birthday party!
It's on Saturday May 3rd, at
7.30 p.m. My address is 34
Peristaseos street. We can
dance, play computer games,
sing karaoke, play in the
garden and have
lots of fun!



Sophia

PS. There are a lot of
surprises and prizes for the
best dancer and singer!



You've got 1 minute to find the
secret word. It's the prize for
the best dancer. **But, be careful!**
This time the letters are jumbled!
Write the word:
Then, count the letters and write
down your score:

3



Listen, sing and colour



January, February,
March, April, May,
June, July, August,
September, October,
November, December



4



Listen and match

Do you know the four seasons?
Match the pictures to the words:

1.



2.



3.



4.



a. winter b. spring c. summer
d. autumn

1) 2) 3) 4)

Now colour the winter months grey, the **spring** months **green**, the **summer** months **red** and the **autumn** months **yellow**

January, February, March, April, May, June, July, August, September, October, November, December

Which is your favourite season?

.....

Why? What can you do then?

.....

.....

.....

.....

5



Write and speak

Look at Sophia's invitation. Her party is on **Saturday May 3rd**. Her birthday is in **May**.



When is your birthday? In which month? Can you tell the class?

✳ My birthday is in

.....

When is your friend's birthday? Ask the pupil sitting next to you and report his/her answer to the class:

✳ My friend's

.....

birthday is in

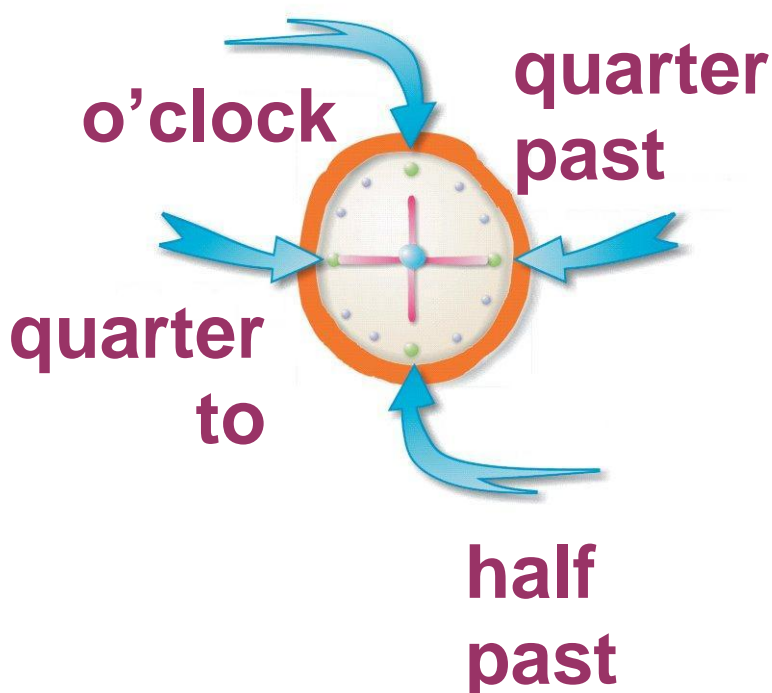
.....

6



New words!

What time is Sophia's party? Can you read it? Look at this clock and learn to tell the time:



7**Listen and tick.**

Andrew wants to watch some programmes on TV, but he doesn't know what time they are on. He is asking his mother. Can you help him fill in the boxes?

ET1**Κινούμενα σχέδια****19.15 Οικογένεια Παπαδοπούλου, καθημερινή σειρά****20.00 Μαρία Κάλλας, μια αξέχαστη ντίβα, ντοκιμαντέρ****21.00 Η Ωραία και το Τέρας, σειρά Ελληνικής παραγωγής****21.45 Πολυθρόνα για τρεις, κωμωδία Αμερικανικής παραγωγής****23.00 Ειδήσεις****NET****19.00 Ειδήσεις στη νοηματική γλώσσα**

19.15 Η τύχη είναι μαζί σου,
τηλεπαιχνίδι
 Ε.Τ., my friend, σήριαλ
Επιστημονικής φαντασίας

21.00 Ειδήσεις

21.45 Αφιέρωμα: Μάνος Χατζιδάκις
 Η ΠΑΡΙΖΙΑΝΑ
Κωμωδία, Παραγωγής ΦΙΝΟΣ
ΦΙΛΜΣ 1969

ET3

18.15 Εικόνες από τον κόσμο,
ταξιδιωτικό ντοκιμαντέρ

18.45 Σινεματοπόλη,
κινηματογραφικό μαγκαζίνο

19.30 Ειδήσεις
 Ποδόσφαιρο Ολυμπιακός-
Παναθηναϊκός

21.45 Ζορό, ταινία Ισπανικής
παραγωγής


23.15 Νυκτερινές ειδήσεις



Bingo!

Write six different months in the boxes and listen to your teacher. He/she is going to call out months. When you hear one of your months, tick ✓ the box. When you hear all your months and tick all your boxes, call out **Bingo!** You are **the winner!** But **remember!** Read out your months in class!

Use a pencil!





Remember!

My birthday is in June

**It's nine o'clock—9.00,
It's half past nine—9.30.**

**It's (a) quarter past nine –
9.15,
It's (a) quarter to nine—8.45**

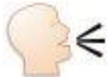
WORK AT YOUR OWN PACE

Δούλεψε στους δικούς σου
ρυθμούς

Unit 1

Lesson 2

8



Write and speak

Γράψε το πρόγραμμά σου στον παρακάτω πίνακα και στείλε το σε ένα φίλο σου μαζί με ένα γράμμα. Μπορείς να του/της ζητήσεις να σου στείλει το δικό του πρόγραμμα (αν έχεις φίλο από αλληλογραφία στον οποίο γράφεις γράμματα στα Αγγλικά ή κάποιον ξάδελφο/η σε μια Αγγλόφωνη χώρα ακόμα καλύτερα). Υπάρχουν διαφορές

ανάμεσα στα δύο προγράμματα;
Κάνετε τα ίδια μαθήματα;





Name: **Class:** ...

 Monday	Tuesday
break	
break	
break	



	Wednesday	Thursday
	break	
	break	
	break	



	Friday 
	break
	break
	break

Θυμάσαι τι σημαίνουν αυτές οι λέξεις; Θα τις χρειαστείς:

Language, Maths, Religious Education, Environmental Studies, Physical Education, Music, English, Art, History

Τώρα δες το πρόγραμμα του Andrew στο μάθημα 2, βρες διαφορές ανάμεσα σε αυτό και το δικό σου και μίλησε για αυτές. Μπορείς να μιλήσεις

για τις διαφορές ανάμεσα στις μέρες που έχετε το ίδιο μάθημα: π.χ.

“Andrew has got Maths on Monday but I’ve got Maths on Tuesday” ή να μιλήσεις για τις διαφορές στο πόσες φορές την εβδομάδα κάνετε ένα μάθημα: π.χ. **“Andrew has got E.S. three times a week but I’ve got E.S. four times a week”**.

Can you do extra work?

Διάβασε τα σχόλια που έχει γράψει η δασκάλα της Σοφίας στον έλεγχό της. Μάντεψε για ποιο μάθημα είναι. Διάλεξε λέξεις από τη λίστα που βρίσκεται παρακάτω και βάλε τις στη σωστή θέση στον έλεγχο.

Language, Maths, Religious Education, Environmental Studies, Physical Education, Music, English, Art, History

Brownhill School School Report

Name: Sophia Milton

Class: D

Subject	Mark	Comments
	A	Sophia is an excellent student. She can read very well and she's very good at grammar.
	B	She doesn't try very hard. She doesn't like numbers very much.
	A	She is excellent. She loves animals and she knows a lot about them.



Subject	Mark	Comments
		She is very interested in the subject. She knows a lot about the Acropolis and the Parthenon.
	A	She is excellent and she knows a lot about Jesus Christ and his life.
	A+	She can make beautiful pictures.
	A+	She is very interested in the subject and she can sing very well.
	A-	Sophia is very good at running but she must try and learn how to play basketball.
Her teacher Alice White		

Unit 2

Lesson 1

7



Read and match.

Ταίριαξε τις εικόνες με τις λέξεις:

a. baseball,

b. cricket,

c. rugby,

d. hockey,

e. tae kwon do,

f. football

1.



2.




3.



4.



5.



6.



1)....., 2)....., 3)....., 4)....., 5)....., 6).....

Τα παραπάνω αθλήματα είναι δημοφιλή σε άλλες χώρες (σε κάποιες χώρες οι άνθρωποι αγαπούν δυο ή τρία αθλήματα). Ταίριαξε τις χώρες με τα αθλήματα.

Για να βοηθηθείς υπάρχει το πρώτο γράμμα του κάθε αθλήματος.

Great Britain, Brazil, USA, Greece, India, Korea

Great Britain: f....., c.....,
r....., h.....

Brazil: f.....

USA: b....., r.....

Greece: f.....

India: f....., h.....

Korea: t..... k..... d.....

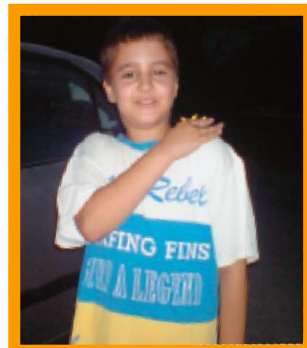
Τι ξέρεις για αυτά τα αθλήματα; Πώς παίζονται; Σε ποια χρειάζεται μπάλα; Τι είδους μπάλα χρησιμοποιείται; Χρησιμοποιείται άλλος εξοπλισμός; Αν ξέρεις κάτι για το πώς παίζονται, σήκω επάνω και δείξε το στους συμμαθητές σου.

Τα αθλήματα αυτά είναι δημοφιλή στην Ελλάδα; Ξέρεις άλλα

αθλήματα που είναι δημοφιλή σε άλλες χώρες αλλά όχι τόσο γνωστά στην Ελλάδα;

Can you do extra work?

Χρησιμοποίησε τις παρακάτω πληροφορίες για ένα παιδί, τον Harry και φτιάξε ένα κείμενο που να μιλά για αυτόν.



Name: Harry Topper

Age: 9

Class: D

Favourite Subject: Language

Favourite Sport: basketball


Favourite hobby: fishing

Harry Topper is

.....

.....

.....




Unit 3

Lesson 2




Γράψε για την περιοχή που ζεις.
Θυμάσαι τι σημαίνουν οι παρακάτω
λέξεις; Θα τις χρειαστείς για
να συμπληρώσεις τα κενά:



**school, house, block of flats,
cinema, theatre, sports centre,
museum, park, supermarket, cafe,
shopping centre, church, bank,
post office**

Πρέπει επίσης να θυμάσαι και τι
σημαίνουν οι λέξεις/φράσεις **next
to, between, on the corner of.**
Πρέπει να διαλέξεις ποια
χρειάζεσαι.



In my area there is a(n).....
..... It's (next to/between/on the

corner of)

.....

.....

.....

.....

There is a(n), too.

It's (next to/between/on the corner

of)

.....

.....

.....

.....

Can you do extra work?

**Αυτό το κείμενο προέρχεται από
ένα τουριστικό έντυπο για μια
αγορά στην πόλη Oxford. Διάβασέ
το και βρες τουλάχιστον τρία
πράγματα που μπορείς να
αγοράσεις εκεί. Μπορείς ίσως να**

**βρεις περισσότερα; Πόσα ακόμα;
Μην ανησυχείς αν δεν μπορείς να
καταλάβεις όλα όσα διαβάζεις.**

The Covered Market

The Covered Market of Oxford was created in 1772. Today the market is more of a lively collection of small shops and stalls where tourists can find everything from clothes and gifts to Oxford sausages or old books. There are cafes, sandwich stalls, bakeries with fresh bread, butchers' with the famous sausages, delicatessens, greengrocers' with fresh fruit and florists' with beautiful flowers.

Open: Mon-Sat, 8.00-17.00

(simplified and abridged from

<http://www.e-ravelguide.info/Oxford/shops.htm>)

Tick at least three boxes

Sandwiches

Hamburgers

Bicycles

Gifts

Oranges

Flowers

Clothes

Books

Coffee

Bread

Cheese

Sausages

Footballs

MY GRAMMAR CORNER

Η γωνιά της γραμματικής

Αγαπητέ μαθητή/ αγαπητή μαθήτρια, αυτό το παράρτημα βρίσκεται εδώ για να μπορείς να ψάχνεις πληροφορίες για τη γραμματική που υπάρχει στο βιβλίο σου. Οι αριθμοί που υπάρχουν μπροστά από κάθε γραμματικό φαινόμενο αντιστοιχούν σε κεφάλαια και μαθήματα (units and lessons) Π.χ. το 1.1 παρουσιάζει γραμματική που υπάρχει στο κεφάλαιο 1 (unit 1) στο μάθημα 1 (lesson 1), το 6.2 παρουσιάζει γραμματική που υπάρχει στο κεφάλαιο 6 (unit 6) στο μάθημα 2 (lesson 2).

1.1. Η φράση There is - There are

	Affirmative	
	Long form	Short form
Singular	There is	There's
Plural	There are	There're

	Negative	
	Long form	Short form
Singular	There is not	There isn't
Plural	There are not	There aren't

	Interrogative
Singular	Is there?
Plural	Are there?

Η φράση **there is-there are** χρησιμοποιείται για να μιλήσουμε για το τι υπάρχει κάπου.

**To there is είναι ενικός αριθμός και
to there are είναι πληθυντικός
αριθμός. e.g. There is a board in my
classroom. There are twelve desks
in my classroom. Is there a poster
on your classroom wall? Are there
maps on your classroom walls?
There isn't a football field in my
school. There aren't pictures on
my classroom walls.**

1.2. Το ρήμα have got

**Το ρήμα have got σημαίνει έχω και
χρησιμοποιείται όταν μιλάμε για
πράγματα που μας ανήκουν. Με
αυτό περιγράφουμε κάποιον,
μιλάμε για τα χαρακτηριστικά του.
Δες τον πίνακα για το πώς κλίνεται:**

Affirmative

Long form

I have got

You have got

He has got

She has got

It has got

We have got

You have got

They have got

Short form

I've got

You've got

He's got

She's got

It's got

We've got

You've got

They've got

Negative

Long form

I have not got

You have not got

He has not got

She has not got

It has not got

We have not got

You have not got

They have not

got

Short form

I haven't got

You haven't got

He hasn't got

She hasn't got

It hasn't got

We haven't got

You haven't got

They haven't got

Interrogative

Have I got?

Have you got?

Has he got?

Has she got?

Has it got?

Have we got?

Have you got?

Have they got?

2.1., 2.2. Η φράση I like – I don't like

Η φράση I like-I don't like χρησιμοποιείται για να μιλήσουμε για τα πράγματα που μας αρέσουν ή δε μας αρέσουν. Δες τον παρακάτω πίνακα για το πώς κλίνεται. Προσοχή στο πώς αλλάζει στο τρίτο πρόσωπο ενικού (he, she, it):

Affirmative	Interrogative
I like	Do I like?
You like	Do you like?
He likes	Does he like?
She likes	Does she like?
It likes	Does it like?
We like	Do we like?
You like	Do you like?
They like	Do they like?

Negative	
Long form	Short form
I do not like	I don't like
You do not like	You don't like
He does not like	He doesn't like
She does not like	She doesn't like
It does not like	It doesn't like
We do not like	We don't like
You do not like	You don't like
They do not like	They don't like

3.1 Πώς ρωτάμε από πού είναι κάποιος

Where are you from? I'm from (Greece). I'm (Greek).

Where is Roberto from? He is from (Italy). He is (Italian).

4.1 Πώς λέμε την ώρα

.00 (ακριβώς) = o'clock

.15 (και τέταρτο) = (a) quarter past

.30 (και μισή) = half past

.45 (παρά τέταρτο) = (a) quarter to

e.g.

4.00 it's four o'clock

4.15 It's (a) quarter past four

4.30 It's half past four

4.45 It's (a) quarter to five

GLOSSARY**Το λεξιλόγιό μου**

Αγαπητέ μαθητή/ αγαπητή μαθήτρια, αυτό το παράρτημα βρίσκεται εδώ για να μπορείς να συμπληρώνεις την Ελληνική σημασία των κυριότερων νέων λέξεων και φράσεων που συναντάς σε κάθε κεφάλαιο. Μαζί με το δάσκαλο / τη δασκάλα σου μπορείτε να δουλεύετε σε αυτό το παράρτημα, μόλις τελειώνετε κάθε κεφάλαιο. Οι λέξεις είναι συγκεντρωμένες κάτω από το κοινό θέμα στο οποίο αναφέρονται.

UNIT 1**Places/things/people in a school:****basketball court:****class:**

computer room:

curtains:

floor:

headteacher:

map:

music room:

playground:

pupil:

Subjects: Art:

Environmental Studies:

.....

History:

Language:

Maths:

Music:

Physical Education:

Religious Education:

UNIT 2

Sports: athlete:

baseball:

basketball:

climbing:
cricket:
cycling:
football:
hockey:
horse riding:
racket:
rugby:
sailing:
sporty:
swimming:
tae kwon do:
tennis:
volleyball:
windsurfing:
Hobbies: playing board games:

.....
clothes:
collecting:
collection:
dancing ballet:
handicraft:

leaf-leaves:
listening to music:
making models:
painting:
reading books:
singing:
sleeping:
stamp:
taking photos:

UNIT 3

Countries/Nationalities:

Albania:
Albanian:
Brazil:
British:
Capital:
China:
Chinese:.....
City:
Cyprus:
Egypt:
Egyptian:.....

England:
English:
European:.....
Great Britain:
Greece:
Greek:.....
India:
Indian:
Italy:
Italian:
Northern Ireland:
Scotland:
The United Kingdom:
USA:
Wales:
Places in a city: area:.....
bank:
block of flats:
cafe:
cinema:
church:
house:

museum:

palace:

park:

post office:

shopping centre:

sports centre:

supermarket:

square:

theatre:

Places in a country:

beach:

mountain:

river:

temple:

village:

Talking about location:

between:

next to:

on the corner of:

Contents

LESSON	pp.
Unit 1: BACK TO SCHOOL	11-49
1. A new student in class	11-23
2. My timetable	24-29
3. This is my school	40-49
Unit 2: WHAT'S YOUR FAVOURITE HOBBY OR SPORT?	50-83
1. My favourite sport	50-63
2. Have you got a hobby?	64-74
3. The Olympic Games	75-83
Unit 3: THIS IS WHERE I LIVE	84-115
1. My country	84-95
2. My city	96-106
3. Let's talk about Greece	107-115
Unit 4: TIME	116-126
1. Happy Birthday!	118-126

APPENDIX I	127-141
APPENDIX II	142-148
APPENDIX III	149-154

Με απόφαση της Ελληνικής Κυβέρνησης τα διδακτικά βιβλία του Δημοτικού, του Γυμνασίου και του Λυκείου τυπώνονται από τον Οργανισμό Εκδόσεως Διδακτικών Βιβλίων και διανέμονται δωρεάν στα Δημόσια Σχολεία. Τα βιβλία μπορεί να διατίθενται προς πώληση, όταν φέρουν βιβλιόσημο προς απόδειξη της γνησιότητάς τους. Κάθε αντίτυπο που διατίθεται προς πώληση και δε φέρει βιβλιόσημο, θεωρείται κλεψίτυπο και ο παραβάτης διώκεται σύμφωνα με τις διατάξεις του άρθρου 7, του Νόμου 1129 της 15/21 Μαρτίου 1946 (ΦΕΚ 1946, 108, Α').



***Απαγορεύεται η αναπαραγωγή
οποιοδήποτε τμήματος αυτού του
βιβλίου, που καλύπτεται από δικαιώματα
(copyright), ή η χρήση του σε
οποιαδήποτε μορφή, χωρίς τη γραπτή
άδεια του Παιδαγωγικού Ινστιτούτου.***

